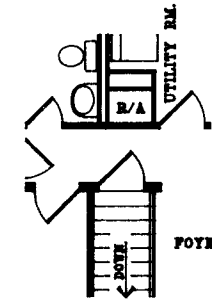
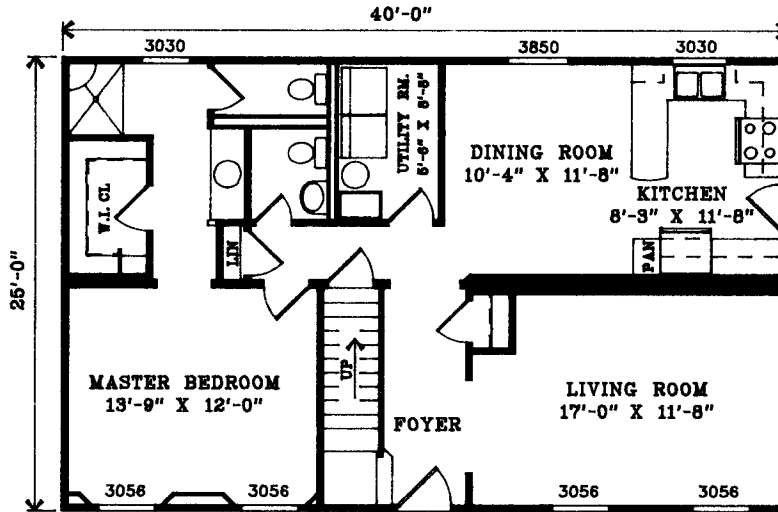


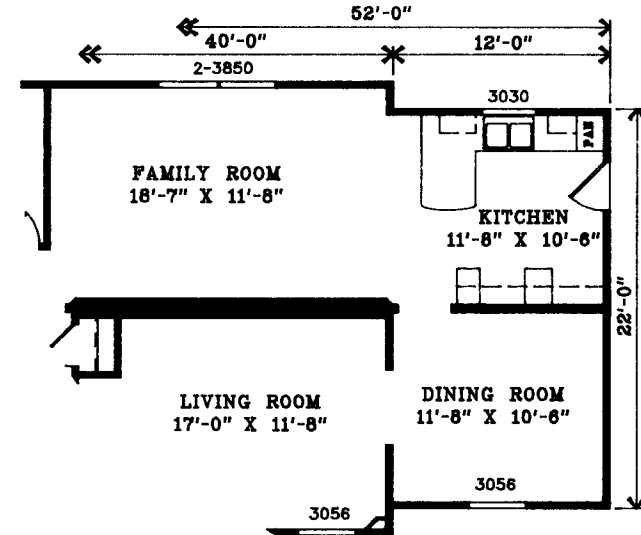
2ND STORY FLOOR PLAN



BASEMENT MODEL



1ST STORY FLOOR PLAN



OPTIONAL 264 SQ. FT. FAMILY RM. FLOOR PLAN

THE BENNINGTON

1ST STORY: 1,000 SQ. FT.
2ND STORY: 784 SQ. FT.

TOTAL: 1,784 SQ. FT.

(DOES NOT INCLUDE 2ND STORY STAIRWAY
AND OPEN FOYER)

DUE TO PRODUCT IMPROVEMENT AND CODE REQUIREMENTS,
PLANS AND SPECIFICATIONS ARE SUBJECT TO CHANGE.